

# F2030

外形精致，高品质大功率LED的线型户外专业灯具，高效节能、长寿命，智能。精铸铝合金结构，对流式散热设计，适合于室外楼宇、桥梁、建筑物投射洗墙照明。

Delicate design, good quality and high power LED linear, energy-efficient, intelligent control, long operating life. Aluminum alloy structure, counter flow heat dissipation design. Suitable for washing or projecting outdoor building façade, bridge, etc.



标准 Standard DC24V 120° IP65 DMX512 <img alt="diamond icon" data-bbox="193 563 204 574"/> <img alt="thermometer icon" data-bbox="218 563 230 574"/> -20~60°C <img alt="water drop icon" data-bbox="244 563 256 574"/> 10~90% >30000h

## 材料 / 工艺

灯体：挤压铝表面阳极氧化表面或喷涂处理  
 支架：不锈钢材质，镜面或喷涂处理  
 面盖：钢化高透光超白玻璃

## Materials/Finish

Body: Painted extruded aluminum.  
 Bracket: Stainless steel, mirror or coating surface.  
 Enclosure: Ultra-white high-transparence tempered glass.

## 产品特性

- PHILIPS LUMILEDS / CREE原厂封装高亮度大功率LED，使用寿命长、光衰小、功耗低、绿色环保
- 外观简洁、美观。铝压伸壳体，优异散热，钢化玻璃光学罩设计
- 智能控制 IC 定电流驱动电路设计，保证LED长寿命，高可靠性
- 多种光源颜色方案，满足不同光色需求
- 内部进口导热硅胶灌封，防护性能好，满足恶劣环境使用需求
- DMX控制线路内置，实现全彩变化效果
- IP65

## Features

- PHILIPS LUMILEDS / CREE high brightness LED, long operating life, little light decay, low power consumption, environmental protection.
- Beautiful and simple design. Extruded anodized aluminum housing, excellent heat sink, and optic casing of tempered glass.
- Intelligent constant-current mode driver based on highly efficient power management IC ensures the long operating life and product reliability.
- Multiple color choices of the light source meet different color demand.
- Imported silicone gel seal inside to meet anti-abominable environment demand.
- Built-in DMX decode module. Multiple choices for light color.
- IP65

## 产品规格 Product description

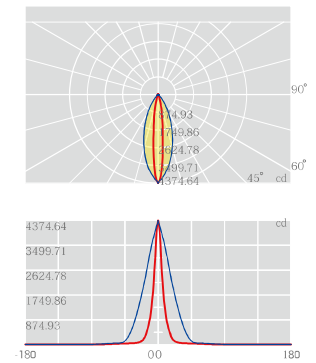
输入电压 Input Voltage	24V DC		
LED光源 LED type	24*1.2W	18*1.5W	36*1W
流明输出 (lm) Lumen output	2450LM	2340LM	6080LM
LED颜色 LED color	琥珀/白/红/绿/蓝	A/W/R/G/B	全彩 RGB
发光角度 Beam angle	15°~60°/10°35°		
最大功率 Maximum power	36W		
安装方案 Installation	三角支架/U型支架/移动旋转支架 Triangle bracket/U-Metal Bracket/Mobile rotate bracket		

## 订货指南 Ordering Guide

SAP 代码	产品描述 Description	LED	重量Wt ( kg )
PN805203011611	F2030-18W-W3K-1035L-DC24-N-YX-1000	18*1W	1.18kg
PN805203011511	F2030-24W-W3K-30L-DC24-N-YX-1000	24*1W	1.18kg
PN805203011411	F2030-30W-W3K-1035L-DC24-N-YX-1000	18*1.5W	1.18kg
PN805203041311	F2030-36W-RGB-1035L-DC24-DMX-YX-1000	12R12G12B*1W	1.48kg

注：以上为标准产品订货料号，其它配置产品请咨询本公司  
 Note: the above codes for standard product, please consult the company for other configuration

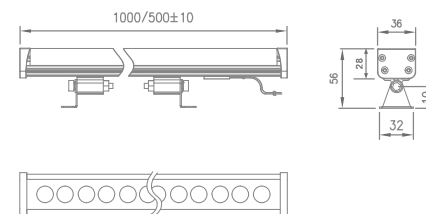
## 配光曲线 Lighting distribution



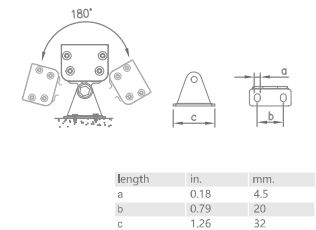
红线：C0/C180；蓝线：C90/270  
 注：测试数据以单颗1Wx18颗白光加装10x35°透镜获得，不同规格灯具测试结果会有所不同

Red wire: C0/C180; Blue wire: C90/270  
 Remark: the testing result is based on warm white 1W\*18 LED with 10x35°lens. Different luminaires may have different testing result.

## 尺寸图 Dimensions/Installation



## 安装方式 Installation



length	in.	mm.
a	0.18	4.5
b	0.79	20
c	1.26	32